


# My Stewardship Ideas



Draw or write about things that you care about in the natural world.

**What are some actions that you could take to protect them?**


On my own at home and in my yard/outdoor space:



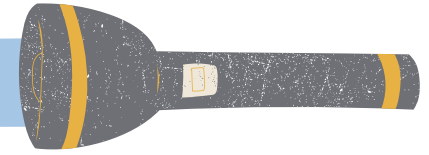
With my family and people in my household:



In the Community - my neighborhood, a park, etc.



# Stewardship Examples



Let's look at some good examples - maybe you already thought of some of these!

## At Home:

- Get a bucket or container with a lid to collect food scraps in. Take the scraps out to the Green Waste Can (Binny!) to be made into compost, instead of sending to the landfill in the trash. You'll be helping keep Greenhouse Gases like methane out of the air!
- Ask your family if they can help you get and plant Native Habitat plants that attract wildlife, like butterflies and birds (pollinators).
- Create a wildlife habitat - put out a flat dish of water, make a brush pile of sticks for shelter, make a bird feeder.
- Do a water leak patrol and check all of your family's sinks, toilets, showers, tubs, and hose bibs to make sure that they are not dripping or leaking water. Remind your family to always turn off water when not using it. Help make sure that all dish and clothes washing machines are full before running them. You will conserve water by running fewer loads.
- Put a bucket in the shower to collect cold water as it warms up. Use that water in the toilet tank when you flush, or water your plants with it.

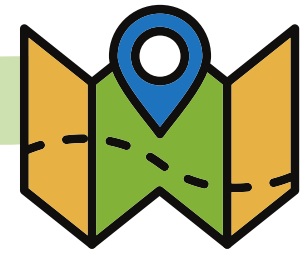
## In Parks:

- If you are bringing your dog, keep him/her on a leash and bring your pooper scooper bags to prevent the spread of bacteria.
- You know the importance of Leave No Trace: packing out what you pack in. This means any trash you produce on the trail needs to go back into a backpack or pocket and put in a trash or recycling can. As you are hiking or walking a trail, stay on the trail. Leave wildflowers to make seeds for next year. Observe wildlife quietly and don't scare or bother them.

## In The Community:

- Pick up trash and recycling objects that are on the sidewalks, put them in a bag, and dispose of them in the proper can.
- If you have a dog, bring a Poop bag whenever you walk him/her. Scoop the poop into the bag and be sure to put it in the trash. Afterwards, wash your hands and use hand sanitizer.
- Ask your parent if you can go places on a bicycle instead of driving in a car. You'll conserve our clean air, and reduce Greenhouse Gas emissions that cause Global Climate Change while you are getting good exercise and having fun!

# My Stewardship Action Plan



Fill in the chart with some ideas! Who, What, Where, When, How....

**WHAT** will my project be?

**WHEN** can I do my project?

**WHY** do I want to do this project? How will it help protect nature?

**WHO** will be involved? Where will my project take place?

**HOW** will I share it with my teacher, class, and TVC?

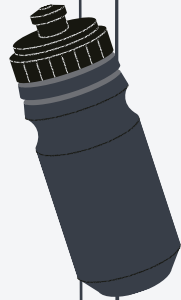
**WHAT** items will I need to gather to do my project?

# My Stewardship Ideas



Draw or write about things that you care about in the natural world.  
**What are some actions that you could take to protect them?**


On my own at home and in my yard/outdoor space:




With my family and people in my household:



In the Community - my neighborhood, a park, etc.



# Stewardship Examples



Let's look at some good examples - maybe you already thought of some of these!

## At Home:

- Get a bucket or container with a lid to collect food scraps in. Take the scraps out to the Green Waste Can (Binny!) to be made into compost, instead of sending to the landfill in the trash. You'll be helping keep Greenhouse Gases like methane out of the air!
- Ask your family if they can help you get and plant Native Habitat plants that attract wildlife, like butterflies and birds (pollinators).
- Create a wildlife habitat - put out a flat dish of water, make a brush pile of sticks for shelter, make a bird feeder.
- Do a water leak patrol and check all of your family's sinks, toilets, showers, tubs, and hose bibs to make sure that they are not dripping or leaking water. Remind your family to always turn off water when not using it. Help make sure that all dish and clothes washing machines are full before running them. You will conserve water by running fewer loads.
- Put a bucket in the shower to collect cold water as it warms up. Use that water in the toilet tank when you flush, or water your plants with it.

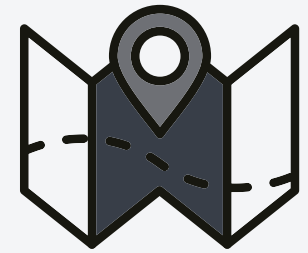
## In Parks:

- If you are bringing your dog, keep him/her on a leash and bring your pooper scooper bags to prevent the spread of bacteria.
- You know the importance of Leave No Trace: packing out what you pack in. This means any trash you produce on the trail needs to go back into a backpack or pocket and put in a trash or recycling can. As you are hiking or walking a trail, stay on the trail. Leave wildflowers to make seeds for next year. Observe wildlife quietly and don't scare or bother them.

## In The Community:

- Pick up trash and recycling objects that are on the sidewalks, put them in a bag, and dispose of them in the proper can.
- If you have a dog, bring a Poop bag whenever you walk him/her. Scoop the poop into the bag and be sure to put it in the trash. Afterwards, wash your hands and use hand sanitizer.
- Ask your parent if you can go places on a bicycle instead of driving in a car. You'll conserve our clean air, and reduce Greenhouse Gas emissions that cause Global Climate Change while you are getting good exercise and having fun!

# My Stewardship Action Plan



Fill in the chart with some ideas! Who, What, Where, When, How....

WHAT will my project be?

WHEN can I do my project?

WHY do I want to do this project? How will it help protect nature?

WHO will be involved? Where will my project take place?

HOW will I share it with my teacher, class, and TVC?

WHAT items will I need to gather to do my project?

# WHAT IS A STEWARD?

---

A steward is someone who takes care of something precious and valuable. For example, you might be a Steward of things at home, like your toys, your computer, your bedroom, or a pet. You have been learning about something really precious and valuable outdoors - Nature!



**What are some of the things that you experience in Nature that you want to help take care of?**

Preserving open space and agricultural land is part of TVC's job of Stewardship - taking care of the land. Tri-Valley Conservancy's purpose is simple: protecting open space for you, wildlife, native plants, trees, and future generations to enjoy. Open space is simply land that is free from development like buildings and houses.

Open spaces frequently seen in Livermore are for agriculture, recreation, and conservation. Sometimes we can't visit this open land directly because it is being used for growing crops (like grapes), or cattle grazing, or even to conserve (protect) a certain plant or animal species. But we are able to still enjoy looking upon our scenic open spaces that have trees, grassy hillsides, or vineyards.

# WHAT ARE OPEN SPACES?

---

Open spaces frequently seen in Livermore are for agriculture, recreation, and conservation. Sometimes we can't visit this open land directly because it is being used for growing crops (like grapes), or cattle grazing, or even to conserve (protect) a certain plant or animal species. But we are able to still enjoy looking upon our scenic open spaces that have trees, grassy hillsides, or vineyards.

Our recreational open spaces are the spaces we are directly able to use like parks and trails. It's important to protect these spaces for not only our own health and enjoyment, but also for the benefit of all the future people, plants, and wildlife that will live in this area after us.



How do I do the Hands On Activity online?



You can use the Chrome [extension Kami](#) to complete your YIN activities on your phone or computer! Check out [this video](#) to learn more about Kami.

**If you are using a computer**, just add the Kami extension to your Chrome and open the "Hands On Activity" with the link below or from the lessons page.

**If you are on a phone or tablet**, make sure you have the [Chrome](#) and [Drive](#) apps installed and save the "Hands On Activity" to your Drive.

Visit the Kami web viewer and open the activity in your Drive folder.

**If you want to print your activity and lesson guide at home**, visit the "Hands On Activity" link to find a printable copy of the entire lesson.



# HANDS ON ACTIVITY

---

Now, open up the "Hands On Activity" for this lesson with Kami, or print it at home.

**Stewardship is not just the responsibility of organizations like TVC. We all can play an important role in being good stewards of the land.**

During this activity, we will create stewardship action plans and turn our ideas into specific actions we can take to preserve and conserve the nature around us. In the "Hands On Activity" worksheet, you will find a huge list of examples of how to be a good steward in all kinds of places. As you fill out your action plan, you can pick one of these examples as guide or you can create your own.

Write and draw down ideas as they blossom in your mind - we call that brainstorming. When you put ideas on paper, you capture them. Then you can look back at them and decide on the best ones.



# TAKEAWAYS

---

After you've made your Stewardship Action Plan, talk to your family to find out how they can help you.

During the action, take photos or ask someone to take photos of you. Afterwards, you can write about what you did, draw pictures, and share your own way of being a steward of the land with your teacher, classmates, and Tri-Valley Conservancy.

Here are a few videos that show kids like you doing some amazing projects!

- [Habitat Restoration on Ranch Land](#) (A Class Project)
- [Waste Management at a School](#) (A Club Project)
- [More Young Voices for the Planet](#)

**If you're inspired to keep finding new and exciting ways to be a steward of the nature around you, check out these cool resources below. And join us back on the YIN Online site for extra fun challenges!**

- [StopWaste At Home](#)
- [20 Sustainability Activities](#)